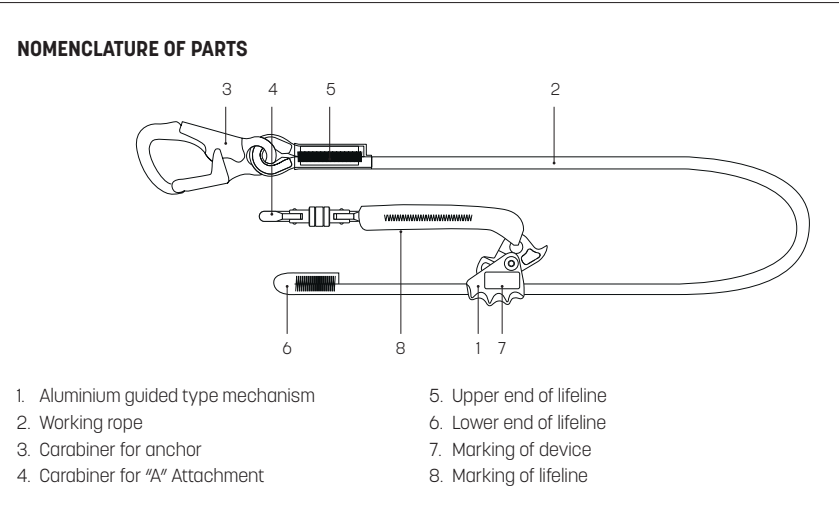


NOTIFIED BODY FOR EU TYPE EXAMINATION AND PRODUCTION CONTROL:

Notified body for EU type examination and production control:
VVÚÚ a.s (1019) Pikartská 1337/7, Ostrava-Radvanice, 716 07, Czech Republic

AR120-G is a guided type fall arrester device on flexible guide that is a part of personal protective equipment against falls from a height. The device is used when the risk of a fall from a height exists and when a free fall occurs, it is arrested.
AR120-G is compliant with EN 353-2. The device includes the polyester guide (working ropes) of 12mm diameter.
AR120-G can be used to protect a single user only.





Type: LANYARD
Model: AR120-G
Mfg. date: 03/2024
Max. Length: 2M
Serial No.: 24030001

CE 0082
 EN 358 2018

MARKING

1. ELLERsafe: Manufacturer name
2. AR120-G is model number
3. XX -s rope length in meter
4. MM/YY: batch number: MONTH/YEAR
5. EN353-2:2002, EN12841:2006-A means European standard and publication date
6. CE means conform according to Regulation 2016/425
7. 12mm diameter rope
8. MAX 1 person
9.  Read the instruction for use

LIMITATIONS

Device is a complete component of fall arrest system. The rope grab is permanently fixed on the guide (working rope) and any activity to remove the rope grab from the rope is strictly forbidden.

CONNECTING OF THE WORKING ROPE TO STRUCTURAL ANCHORAGE POINT

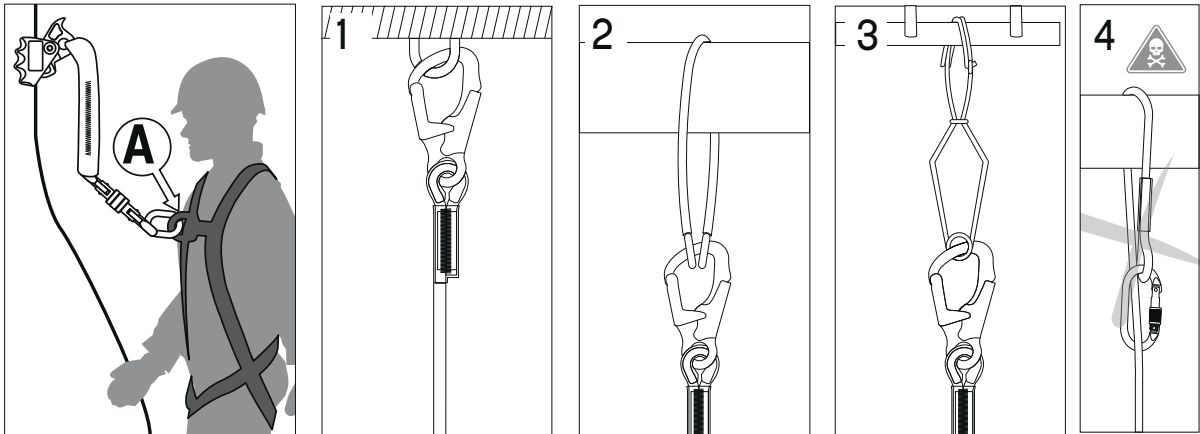
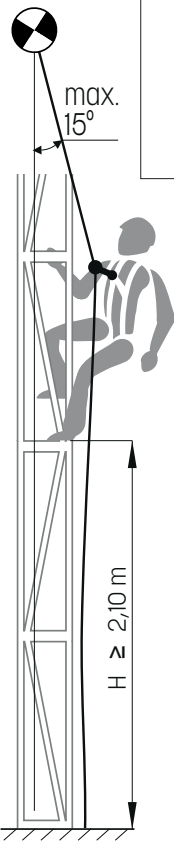
The guide (working rope) is to be connected to the structural anchorage point by means of the connector or anchoring device complaint with EN362 or EN795 standard. The structural anchorage point should has static resistance of min.12 kN. The shape and design of the structural anchor point should not let self-acting disconnection of the guide. It is recommended to use certified and approved anchorage points conforming to EN795.

CONNECTING THE DEVICE TO THE FULL BODY HARNESS

The connector of the rope grab must be connected the attachment point of full body harness, marked with a capital "A" letter. It's recommended to use front attachment point. The full body harness must comply with EN361 standard. The arrow located on the front wall of the guide must be directed up to the top end of the guide, towards the anchorage point.

ATTENTION: Every time before using the equipment protecting against falls from height that employs the AR120-G one needs to check if all the components are properly interconnected to one another and cooperate smoothly, as well as if they are compliant with compulsory standards:
EN 361 – for full body harness;
EN 362 – for connectors;
EN 795 – for anchoring devices;

ATTENTION: While ascending and descending over the first 2 meters above the reference level the user might not be properly secured against hitting the ground while falling, thus special care must be taken while working in this range of heights.
The required free space "H" of minimum 2.1 m must be present underneath the user in order to safely arrest the fall. If the guide (working rope) of the length greater than 20 m is used, the free space underneath the user should be increased by 5% of the guide length.
If the guide is attached to the anchor point situated in the vertical line directly over the user, the maximum admissible deflection of the working rope from the vertical equals 15° while the user moves horizontally from structural anchor point line



Device must be inspected at least once every 12 months from the date of first use. Periodic inspections must only be carried out by a competent person who has the knowledge and training required for personal protective equipment periodic inspections. Depending upon the type and environment of work, inspections may be needed to be carried out more frequently than once every 12 months. Every periodic inspection must be recorded in the Identity Card of the equipment.

The maximum lifespan of load bearing textile equipment is 10 years from the date of manufacture.

Metallic equipment can be used without time limit on the condition periodic inspections are carried out timely.

The equipment maximum lifetime depends on the intensity of usage and the environment of usage. Using the device in rough environment, marine environment, contact with sharp edges, exposure to extreme temperatures or aggressive substances, etc. can lead to the withdrawal from use even after one use.

The device must be withdrawn from use immediately and destroyed when it has been used to arrest a fall or it fails to pass inspection or there are any doubt as to its reliability.

- personal protective equipment shall only be used by a person trained and competent in its safe use.
- personal protective equipment must not be used by a person with medical condition that could affect the safety of the equipment user in normal and emergency use.
- a rescue plan shall be in place to deal with any emergencies that could arise during the work.
- being suspended in PPE (e.g. arresting a fall), beware of suspension trauma symptoms. To avoid symptoms of suspension trauma, be sure that the proper rescue plan is ready for use. It is recommended to use trauma straps.
- it is forbidden to make any alterations or additions to the equipment without the manufacturer's prior written consent.
- any repair shall only be carried out by

- personal protective equipment shall not be used outside its limitations, or for any purpose other than that for which it is intended.
- personal protective equipment should be a personal issue item.
- before use ensure about the compatibility of items of equipment assembled into a fall arrest system.
- Periodically check connecting and adjusting of the equipment components to avoid accidental loosening or disconnecting of the components.
- it is forbidden to use combinations of items of equipment in which the safe function of any one item is affected by or interferes with the safe function of another.
- before each use of personal protective equipment it is obligatory to carry out a pre-use check of the equipment, to ensure that it is in a serviceable condition and operates correctly before it is used.
- during pre-use check it is necessary to inspect all elements of the equipment in respect of any damages, excessive wear, corrosion, abrasion, cutting or incorrect acting, especially take into consideration:
 - in full body harnesses and belts buckles, adjusting elements, attaching points, webbings, seams, loops;
 - in energy absorbers - attaching loops, webbing, seams, casing, connectors;
 - in textile lanyards or lifelines or guidelines - rope, loops, thimbles, connectors, adjusting element, splices;
 - in steel lanyards or lifelines or guidelines - cable, wires, clips, ferrules, loops, thimbles, connectors, adjusting elements;
 - in retractable fall arresters - cable or webbing, retractor and brake proper acting, casing, energy absorber, connector;
 - in guided type fall arresters - body of the fall arrester, sliding function, locking gear acting, rivets and screws, connector, energy absorber;
 - in metallic components (connectors, hooks, anchors)
 - main body, rivets, gate, locking gear acting.
- after every 12 months of utilization, personal protective equipment must be withdrawn from use to carry out periodical detailed inspection. The periodic inspection must be carried out by a competent person for periodic inspection. The periodic inspection can be carried out

- in case of some types of the complex equipment e.g. some types of retractable fall arresters the annual inspection can be carried out only by the manufacturer or his authorized representative.
- regular periodic inspections are the essential for equipment maintenance and the safety of the users which depends upon the continued efficiency and durability of the equipment.
- during periodic inspection it is necessary to check the legibility of the equipment marking. Don't use the equipment with illegible marking.
- it is essential for the safety of the user that if the product is re-sold outside the original country of destination the reseller shall provide instructions for use, for maintenance, for periodic examination and for repair in language of the country in which the product is to be used.
- personal protective equipment must be withdrawn from use immediately when any doubt arise about its condition for safe use and not used again until confirmed in writing by equipment manufacturer or his representative after carried out the detailed inspection.
- personal protective equipment must be withdrawn from use immediately and destroyed (or another procedures shall be introduced according detailed instruction from equipment manual) when it have been used to arrest a fall.
- a full body harness (conforming to EN 361) is the only acceptable body holding device that can be used, in a fall arrest system.
- in full body harness use only attachment points marked with a capital letter "A" to attach a fall arrest system.
- the anchor device or anchor point for the fall arrest system should always be positioned, and the work carried out in such a way, as to minimise both the potential for falls and potential fall distance. The anchor device/ point should be placed above the position of the user . The shape and construction of the anchor device/point shall not allowed to self-acting disconnection of the equipment. Minimal static strength of the anchor device/ point is 12 kN. It is recommended to use certified and marked structural anchor point complied with EN795.
- it is obligatory to verify the free space required beneath the user at the workplace before each occasion of use the fall arrest system, so that, in the case of a fall, there will be no collision with the ground or other obstacle in the fall

- there are many hazards that may affect the performance of the equipment and corresponding safety precautions that have to be observed during equipment utilization, especially:
 - trailing or looping of lanyards or lifelines over sharp edges; - any defects like cutting, abrasion, corrosion, - climatic exposure, - pendulum falls, - extremes of temperature, - chemical reagents, - electrical conductivity.
- personal protective equipment must be transported in the package (e.g. bag made of moisture-proof textile or foil bag or cases made of steel or plastic) to protect it against damage or moisture.
- the equipment can be cleaned without causing adverse effect on the materials in the manufacture of the equipment. For textile products use mild detergents for delicate fabrics, wash by hand or in a machine and rinse in water. For energy absorbers use only a damp cloth to wipe away dirt. It's forbidden to immerse energy absorbers into the water. Plastic parts can be cleaned only with water. When the equipment becomes wet, either from being in use or when due cleaning, it shall be allowed to dry naturally, and shall be kept away from direct heat. In metallic products some mechanic parts (spring, pin, hinge, etc.) can be regularly slightly lubricated to ensure better operation.
- personal protective equipment should be stored loosely packed, in a well-ventilated place, protected from direct light, ultraviolet degradation, damp environment, sharp edges, extreme temperatures and corrosive or aggressive substances.
- Using the harness in connection with personal protective equipment against falls from a height must be compatible with manual instructions of this equipment and obligatory standards:
 - EN353-1, EN353-2, EN355, EN354, EN360
 - for the fall arrest systems;
 - EN362 - for the connectors;
 - EN446, EN341 - for rescue devices;
 - EN795 - for anchor devices.

Louis Reyners,
Symon Spiersweg 13-A
1506 RZ Zaandam
T: +31(0)756504750
E: info@lr.nl

It is the responsibility of the user to provide the identity card and to fill in the details required. The identity card should be filled in before the first use by a competent person, responsible in the user organization for protective equipment. Any information about the equipment like periodic inspections, repairs, reasons of equipment's withdrawal from use shall be noted into the identity card. The identity card should be stored during a whole period of equipment utilization. Do not use the equipment without the identity card.

Model and type of equipment	
Serial/batch number	
Reference number	
Date of manufacture	
Date of Purchase	
Date of First use	
User name	

[illegible]